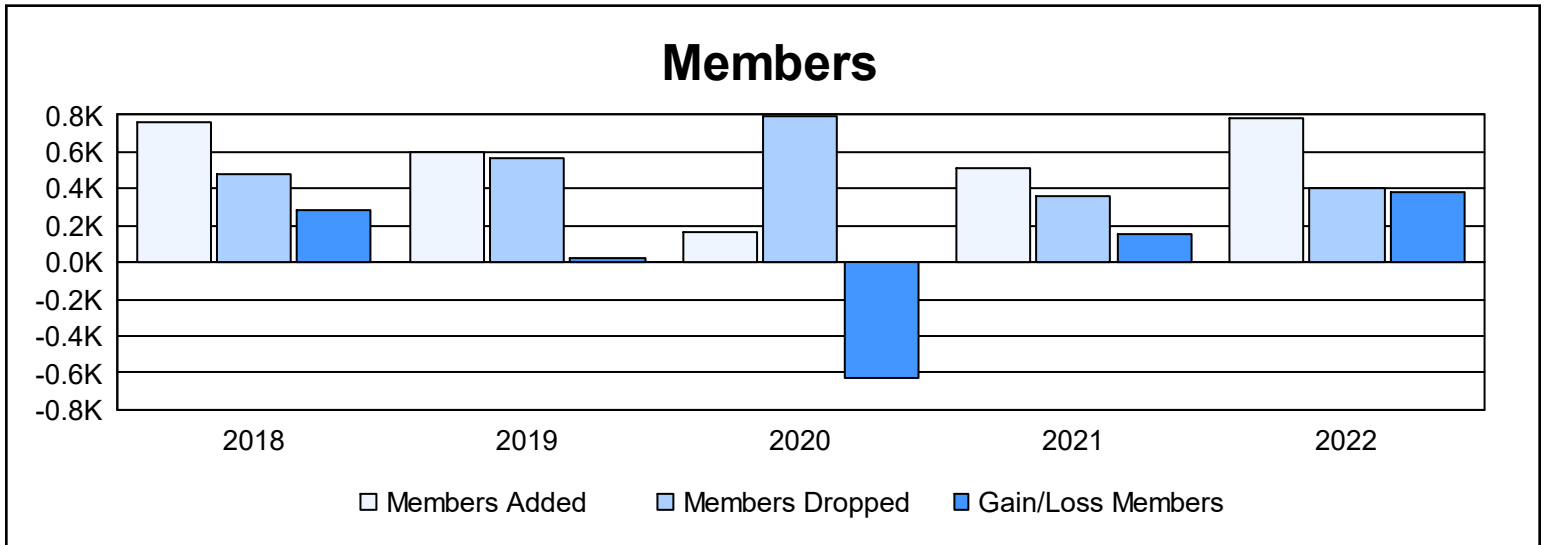
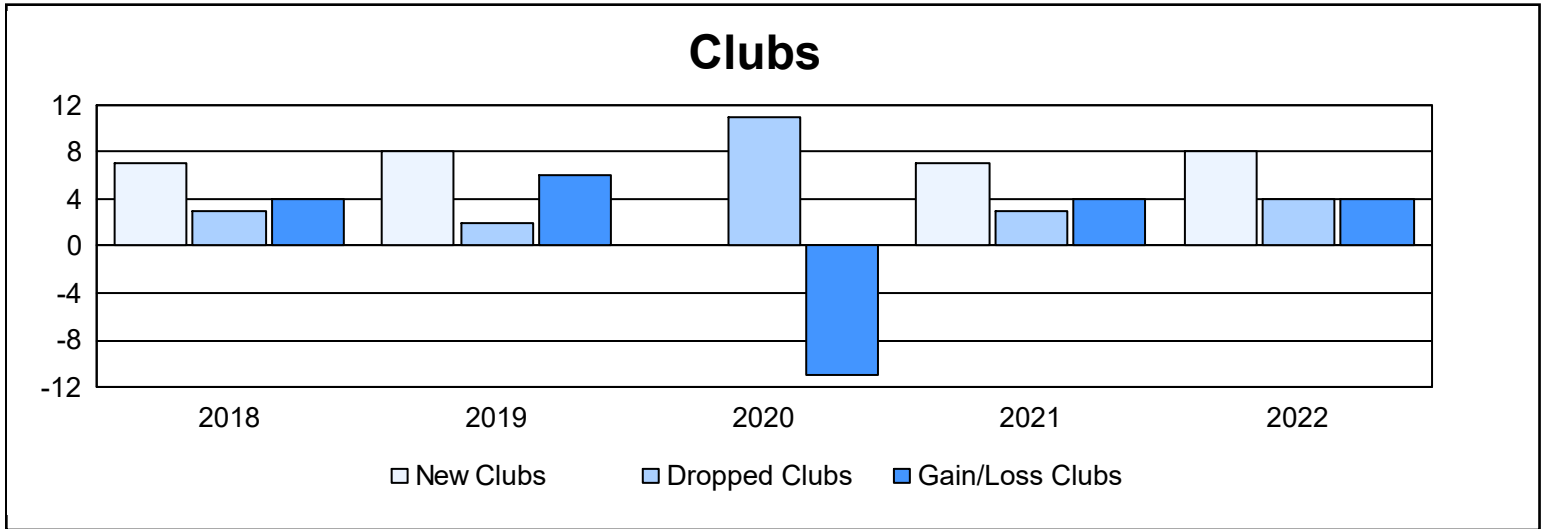
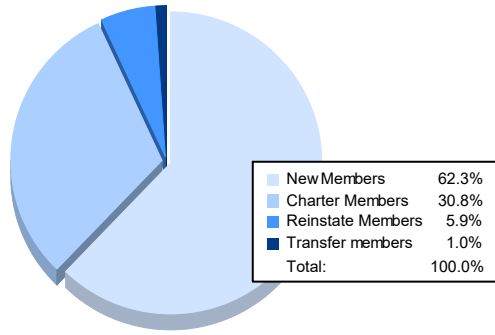


| Year           | New Clubs | Dropped Clubs | Gain/ Loss Clubs | New Members | Charter Members | Reinstate Members | Transfer Members | Total Member Added | Total Members Dropped | Gain/ Loss Members |
|----------------|-----------|---------------|------------------|-------------|-----------------|-------------------|------------------|--------------------|-----------------------|--------------------|
| 2017-2018      | 7         | 3             | 4                | 530         | 190             | 39                | 4                | 763                | 484                   | 279                |
| 2018-2019      | 8         | 2             | 6                | 305         | 197             | 91                | 1                | 594                | 567                   | 27                 |
| 2019-2020      | 0         | 11            | -11              | 119         | 15              | 12                | 20               | 166                | 794                   | -628               |
| 2020-2021      | 7         | 3             | 4                | 234         | 253             | 19                | 5                | 511                | 356                   | 155                |
| 2021-2022      | 8         | 4             | 4                | 487         | 241             | 46                | 8                | 782                | 398                   | 384                |
| <b>Average</b> | <b>6</b>  | <b>5</b>      | <b>1</b>         | <b>335</b>  | <b>179</b>      | <b>41</b>         | <b>8</b>         | <b>563</b>         | <b>520</b>            | <b>43</b>          |



### Membership Composition June 2022 Cumulative



### Gender Composition June 2022 Cumulative

